

SHERPA

100

ECO 2SPEED



SHERPA
MINI-LOADERS

TECHNICAL DATA

SHERPA 100 2SPEED



Motor

| | |
|--------------------------------|-------------|
| Type | Pmac |
| Capacity | 1.5/2 kW/pk |
| Revolutions per minute | 1800 rpm |
| Adjusted amount of revolutions | 1800 rpm |
| Cooling | Air cooled |

Drive system

Hydrostatic through 2 hydraulic wheel motors

Speed Turtle

0-3,5 (proportional) km/h

Speed Hase

0-5 (proportional) km/h

Capacity data

| | Turtle | Hase |
|-------------------------------------|----------------|--------------|
| Breakout force | 596 kg | 365 kg |
| Tractive force | 265 kg | 185 kg |
| Hydraulic drive- and working system | 10,8/180 l/bar | 18/110 l/bar |
| Hydraulic tank capacity | 42 l | |

Tires

| | |
|----------|---------------------------------|
| Standard | 5.00-8 - 100% solid tires |
| Wide | 20x11.00-8 - Trac profile tires |

Remmen

Bedrijfsrem Hydrostatic on 2 rear wheels/2 front wheels through chain transmission

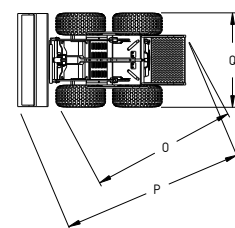
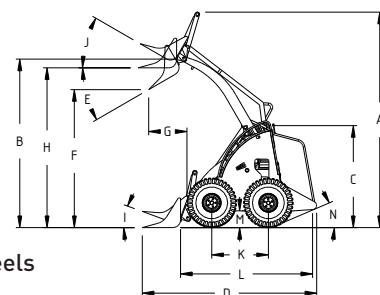
Steering

Skid steering

Electrical system

| | |
|------------------|--------|
| Voltage | 24 V |
| Battery capacity | 360 Ah |

Dimensions in mm



| | | | |
|--|------|------------------------------|------|
| A Maximum height with bucket up | 2545 | J Bucket angle high | 53° |
| B Height hinge point coupling plate | 2050 | K Wheelbase | 657 |
| C Maximum height with bucket low | 1195 | L Length to coupling plate | 1520 |
| D Length + bucket | 2165 | M Ground clearance | 121 |
| E Bucket angle when dumping | 51° | N Rear Angle | 14° |
| F Height underside of the bucket when dumping | 1480 | O Turning radius | 1606 |
| G Length from front wheel to bucket when dumping | 180 | P Turning radius with bucket | 2250 |
| H Height bucket horizontally | 1860 | Q Width | 760 |
| I Bucket angle low | 26° | | |

specifications and features are subject to change without notice

TECHNICAL DATA

SHERPA 100 2SPEED

Max. Dimensions (L mm x B mm x H mm, without bucket):

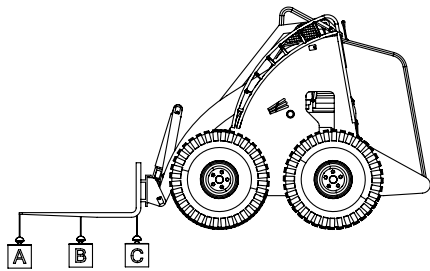
| | |
|----------|--------------------|
| Standard | 1490 x 760 x 1218 |
| Wide | 1490 x 1050 x 1218 |

Kerb weight

817 kg

Tipping loads (kg)*:

Pallet forks low**

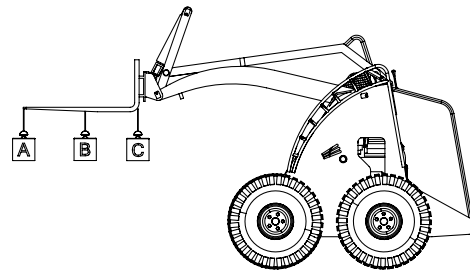


A 279

B 340

C 743

Pallet forks high**



A 193

B 237

C 410

* Including driver 60kg

** Consider a safety factor of 30%

SHERPA 100 2SPEED

More information?

Call us +31 412 61 33 44

Canadabaan 14 | 5388 RT Nistelrode | www.sherpaminiloaders.com

